

WIND RESISTANCE



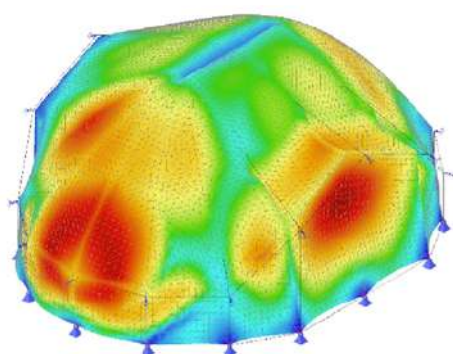
AUTENTIC

STATEMENT WIND RESISTANCE

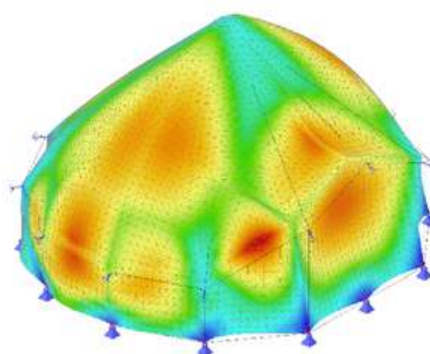
WIND RESISTANCE

We advise to use Autentic tents in weather conditions where following wind speeds are not exceeded:

TENT	BILLY-JOE DOUBLE BELL 7.2	JACK BELL 5.2 ESSENTIAL BELL 5.2	JAY BELL 4.4 ESSENTIAL BELL 4.4
MAW WIND SPEED	80 km/h	90 km/h	90 km/h
	45 mph	55 mph	55 mph



Billy-Joe Double Bell 7.2



Jack Bell 5.2 / Jay Bell 4.4
Essential Bell 5.2 / Essential Bell 4.4

CONDITIONS

Thanks to the typical shape of a bell tent and the specific Autentic design, our tents are capable to withstand reasonable wind speeds, as the airflow around a bell tent encounters less resistance compared to the vertical walls of a traditional tent.

At Autentic, we are pitching hundreds of tents every year, in various continents and in very diverse and challenging climate conditions. In any environment, it is paramount that the tent is pitched in the most tight way possible, as this will increase the structural strength of the tent to the maximum. For a safe setup and wind resistance, a perfect tent installation and anchoring are crucial. We therefore stress the fact that the aforementioned wind resistance only applies when the tent is pitched and maintained in full accordance to the instructions supplied with the tent, our website and in the notes below. Considering that weather conditions, forecasts and wind speeds have to be interpreted in a reasonable way, the aforementioned wind ratings for our tents are general guidelines.

Wind always remains a highly variable element, aside from the speed, also the location, wind directions, force, frequency and duration (winds gusts versus steady winds) can have an unpredictable impact on the tent. Any tent accessories such as awnings are not covered by the wind ratings mentioned.



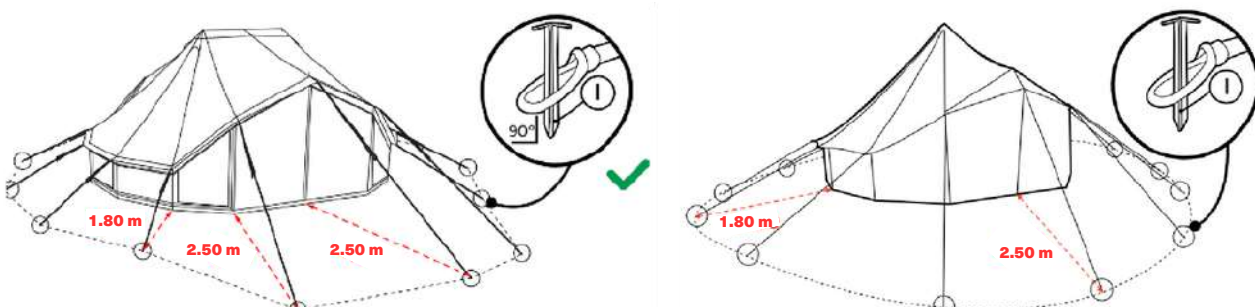
MEASURES TO TAKE IN CASE OF HEAVY WINDS

SETUP WITH SHORT GUY POLES

If the tent is pitched on a platform, every Short Guy Pole must be firmly anchored on to the platform. If the Autentic Short Guy Poles are installed with the tent, the anchoring can be done as per illustration below. These preventive measures should be taken by the customer well on beforehand. The tools needed for these measures are not provided by Autentic.



If the tent is pitched on grass or other surfaces outside of a platform, remove the Short Guy Poles, place pegs at distances indicated on the setup instructions and ensure again a perfect tensioning of the ropes.



SETUP IN WINDY CONDITIONS

- Install the tent with a steel or heavy-duty steel center pole.
- Install shock absorbers on each guy line.
- When there's wind, make sure all doors are closed

GENERAL SETUP GUIDELINES

- Make sure the center pole(s) are always in a perfectly vertical position.
- If your tent is set up on grass surface, make sure pegs are entirely in the ground.
- Make sure all guylines are perfectly tensioned at all times
- Monitor on a regular basis is all the points above are maintained.

Autentic cannot be held liable for any damage arising or caused by the product being used or setup in contradiction to the relevant installation instructions or used for any purpose other than its intended use.

Do you have questions or inquiries? Reach out to our team via info@autentic.world.

AUTENTIC

Find more tips on
autentic.world

