



JACK BELL 5.2

Upgrade your glamping project with the Jack Bell 5.2, offering a spacious 20.6-square-meter interior, perfect for couples or family outings. Choose from different fabrics and a variety of accessories to suit your preferences.



**20.6
SQM**



**UP TO 4
PEOPLE**



**30 MIN
SETUP TIME**



**2 PERSONS
SETUP**






MATERIALS

TENT FABRIC	Wottex™ PRO or Wottex™ FR
FRAME & POLE	Steel or aluminium

GROUNDSHEET	PVC 550 gsm
MOSQUITO MESH	Polyester






WOTTEX™ PRO

High-performance acrylic engineered for year-round use in all climates

-  Expected lifespan of 5 years
-  Exceptional color fastness
-  Unmatched water resistance
-  Mold free in all climates
-  Easy maintenance

WOTTEX™ FR

Premium fire retardant polycotton fabric for seasonal use

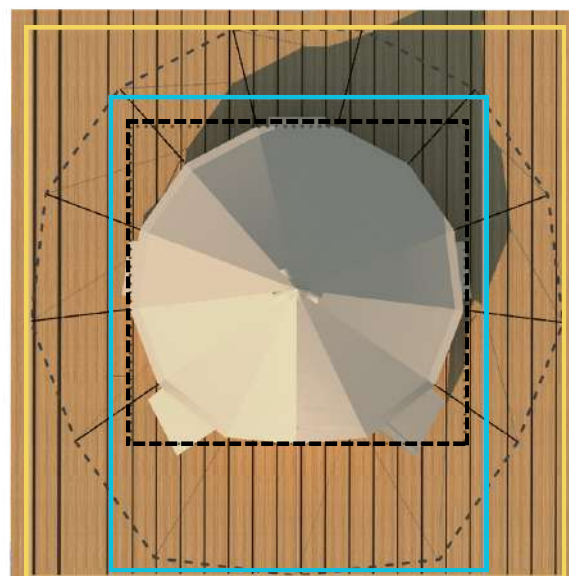
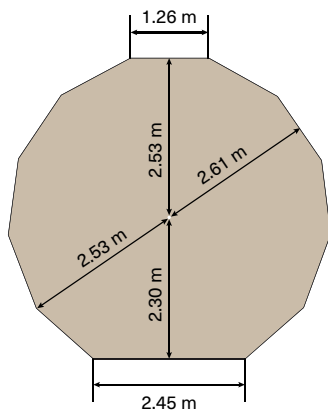
-  Expected lifespan of 3 seasons
-  Fire retardant
-  Unmatched water resistance
-  Good color fastness
-  Treated against mold



DIMENSIONS

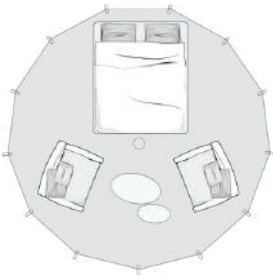
TOTAL HEIGHT	3.25 m
WALL HEIGHT	0.86 m
DOOR	2.10 m high 2.45 m wide
TUB HEIGHT	0.13 m

INNER SPACE	4.90 x 5.23 m (20.6 sqm)
FOOTPRINT WITHOUT SHORT GUY POLES	8.70 x 8.83 m
FOOTPRINT WITH SHORT GUY POLES	7.40 x 6.23 m
PACKING	1.13 x 0.56 x 0.43 m 61 kg

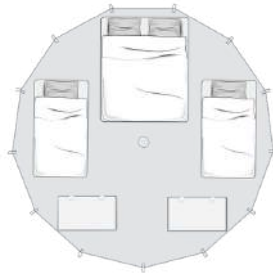


- Covered Tent Surface: 4.90 x 5.23 m
- Setup With Short Guy Poles: 7.40 x 6.23 m
- Setup Without Short Guy Poles: 8.70 x 8.83 m

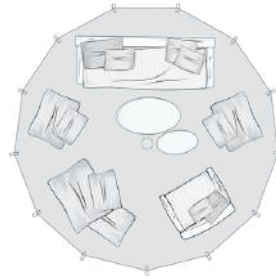
CONFIGURATIONS



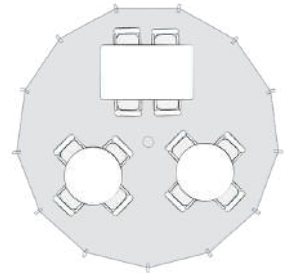
**COMFORT SUITE
CONFIGURATION**



**FAMILY
CONFIGURATION**



**LOUNGE
CONFIGURATION**



**DINNER
CONFIGURATION**

OPTIONAL ACCESSORIES



SHORT GUY POLES

- Reduce the distance between the tent and the ropes' anchor points
- Give a tighter setup



INNER LINER

- Regulates temperature
- Blocks morning light
- Dampens sound



BELL TENT AWNING

- Expands outdoor area by 17 sqm
- Provides protection from rain and sun



TECHNICAL WINDOW PANEL

- Allows for HVAC access and routing
- Ensures tidy cable management



CENTER POLE PLATE

- Improves stability on soft undergrounds (sand, grass, etc)
- Protects the groundsheet



SHOCK ABSORBERS

- Minimize the impact of heavy winds